

# Across the Snow

KID LIT - LEVEL C

## 1. Read the questions. Circle the best answer.

We drive on \_\_\_\_\_ across the snow.

- a. snowboards
- b. snowmobiles
- c. tubes

We slide on \_\_\_\_\_ across the snow.

- a. snowboards
- b. snowmobiles
- c. tubes

## 2. Read the sentences. Write the answer.

**run****walk****glide****drive****slide**

I like to \_\_\_\_\_ across the snow.

I do not like to \_\_\_\_\_ across the snow.

## 3. Read the question. Write the answer.

What two words from the story rhyme with **ride**?

\_\_\_\_\_

# All About Grasshoppers

KALEIDOSCOPE COLLECTION - Level C

## 1. Read the questions. Circle the best answer.

What can grasshoppers do?

- a. hop
- b. run
- c. swim

What are grasshoppers?

- a. fish
- b. insects
- c. birds

How many legs do grasshopper have?

- a. two
- b. six
- c. eight

## 2. Look at the grasshopper on page 8. Circle the parts of the grasshopper you see.

eye

ear

leg

mouth

nose

wing

# Animal Olympics

JOY COWLEY EARLY BIRDS – Level C

## 1. Read the questions. Circle the correct answer.

Who can fly in the Animal Olympics?

- a. Mr. Sparrow
- b. Mrs. Mouse
- c. Mr. Rabbit

What will Little Rabbit do in the Olympics?

- a. run
- b. eat
- c. hop

What other animal could run with Mrs. Mouse?

- a. Mr. Frog
- b. Mr. Sparrow
- c. Mrs. Squirrel

## 2. Circle all the things you can do in the Olympics.

jump

fly

swim

climb

dive

run

Name \_\_\_\_\_

Date \_\_\_\_\_

# Animals in the Sea

MY WORLD - Level C

## 1. Draw and label 2 animals in the sea.


## 2. Point to each word. How many words did you read?

Write the number on the line.





I go in the sea. \_\_\_\_\_

. . . . .

I see the fish. \_\_\_\_\_

. . . . .

## 3. Circle all the animals that begin with s.





Name \_\_\_\_\_

Date \_\_\_\_\_

# At the Powwow

KID LIT - LEVEL C

## 1. Read the questions. Circle the best answer.

What can you eat at a powwow?

- a. flutes
- b. sage
- c. fry bread

How do people feel at the powwow?

- a. sad
- b. happy
- c. old

How does sage smell?

- a. sweet
- b. colorful
- c. loud

## 2. Circle the things you might like to do at a powwow.

drums

dance

crafts

## 3. Draw and color a drum for the powwow.

# Baby

## KALEIDOSCOPE COLLECTION – Level C

### 1. Read the questions. Circle the best answer.

What can baby and big brother do?

- a. play
- b. ride
- c. sing

Who can run?

- a. baby
- b. baby and big brother
- c. big brother

Who likes to crawl?

- a. baby
- b. baby and big brother
- c. big brother

### 2. Circle the word that make sense in the sentence.

Baby ..... in a stroller.

*ride*      *rides*

I ..... from a cup.

*drink*      *drinks*

Baby ..... big brother.

*like*      *likes*

Name \_\_\_\_\_

Date \_\_\_\_\_

# Ball Games

MY WORLD - Level C

## 1. Draw and label 2 types of ball games.


## 2. Write your answer. Draw a picture.

I like to play .....

## 3. Clap the words. How many syllables do you hear?

Write the number on the line.



\_\_\_\_\_



\_\_\_\_\_

# Beach Fun

KID LIT - LEVEL C

## 1. Read the sentences. Circle the best answer.

A beach is made of \_\_\_\_\_.

a. sand

b. water

c. grass

The surf is made of \_\_\_\_\_.

a. sand

b. water

c. rock

## 2. Circle all the things you like to do at the beach.

a. play frisbee

b. play in the surf

c. ride a board

d. play in the sand

e. run

f. swim in the surf

## 3. Write the rhyming words.

come

hand

sun

run

\_\_\_\_\_

some

\_\_\_\_\_

sand

\_\_\_\_\_

Name \_\_\_\_\_

Date \_\_\_\_\_

# Beaver

ZOOZOO ANIMAL WORLD - Level C

## 1. Draw and label 3 body parts a beaver has.


## 2. Write in an adjective.

A beaver has ..... teeth.

beaver has ..... fur.

## 3. Circle *has*.

A      the      I      Has      like      has      to  
look      has      in      is      and      The      Has

Name \_\_\_\_\_

Date \_\_\_\_\_

# Before School

KID LIT - LEVEL C

## 1. Read the questions. Circle the best answer.

What did the girl comb before school?

- a. hair
- b. teeth
- c. dog

What did the girl pack before school?

- a. lunch
- b. snack
- c. backpack

What are **all** the things **you** do before school?

- a. get dressed
- b. brush teeth
- c. comb hair
- d. eat breakfast

## 2. Write the answer.

What two words do you see in **backpack**? \_\_\_\_\_

What two words do you see in **breakfast**? \_\_\_\_\_

Name \_\_\_\_\_

Date \_\_\_\_\_

# Being Brave

KID LIT - LEVEL C

## 1. Read the question. Circle the best answer.

In the story, what is being **brave**?

- a. reading a book    b. trying something new    c. going to sleep

## 2. Read the sentences. Write the best answer in the blank

**friend**

**new**

**place**

**song**

I am brave. I eat \_\_\_\_\_ food.

I am brave. I can go to a new \_\_\_\_\_.

I am brave. I can meet a new \_\_\_\_\_.

## 3. Write the answer.

When are **you** brave?

I am brave when I \_\_\_\_\_.

I am brave when I \_\_\_\_\_.

Name \_\_\_\_\_

Date \_\_\_\_\_

# Ben, the Big Brother

KALEIDOSCOPE COLLECTION - Level C

## 1. Read the questions. Circle the best answer.

Who is Ben?

- a. a baby
- b. Sara's big brother
- c. Sara's little brother

What does Ben like to do?

- a. help
- b. play
- c. sleep

Who is Mom's helper?

- a. Sara
- b. Dad
- c. Ben

## 2. Read the words and circle the ones with a short *a* vowel sound.

can

am

baby

can't

## 3. Read the words and circle the ones with a short *i* vowel sound.

big

little

l



# Berry Picking

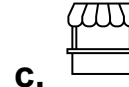
KID LIT - LEVEL C

## 1. Read the questions. Circle the best picture.

What are the boy and his grandma looking for?



Where did they find the berries?



## 2. Read the questions and circle all the best answers.

What kinds of berries did they pick?

a. blueberries

b. chokecherries

c. strawberries

d. blackberries

e. raspberries

f. currant berries

What kinds of berries do you like?

a. blueberries

b. raspberries

c. strawberries

d. blackberries

## 3. Read the sentence and write the best answer.

some

lots

no

There are \_\_\_\_\_ of currant berries and chokecherries!

# Best Friends

KID LIT - LEVEL C

## 1. Read the sentences and write the missing letters.

-ing

-ide

-ead

-alk

I like to r \_\_\_\_\_ with my best friend.



I like to s \_\_\_\_\_ with my best friend.



I like to w \_\_\_\_\_ with my best friend.



I like to sl \_\_\_\_\_ with my best friend.



## 2. Write the rhyming words.

rest

saw

bike

nest

hike

paw

like

\_\_\_\_\_

\_\_\_\_\_

best

\_\_\_\_\_

\_\_\_\_\_

draw

\_\_\_\_\_

\_\_\_\_\_

# Big Blue Heron

KALEIDOSCOPE COLLECTION - Level C

## 1. Read the questions. Circle the best answer.

Why did Big Blue Heron fly away?

- a. He was afraid of the dog.
- b. He was looking for food.
- c. He did not like kitten.

Why did Big Blue Heron tell Frog to fly?

- a. He did not like him.
- b. He wanted to fly with him.
- c. He was a bully.

How did Big Blue Heron make Frog and Snake feel?

- a. happy
- b. scared
- c. safe

## 2. Read the words and circle all the words that begin with a blend.

blue

frog

dog

fly

came

big

slide

flew

Name \_\_\_\_\_

Date \_\_\_\_\_

# Blast Off!

KALEIDOSCOPE COLLECTION - Level C

## 1. Read the questions. Circle the best answer.

What will the rocket do?

- a. stop
- b. blast off**
- c. sit

What is in the rocket?

- a. an astronaut
- b. a flag**
- c. a boy

## 2. Read the words and circle the words that are things you can see.

flag

go

rocket

## 3. Draw a rocket blasting off.

# Collages

## KID LIT – LEVEL C

### 1. Read the sentences. Circle the best picture.

I glue flowers on my collage.



I glue hearts on my collage.



I glue leaves on my collage.



### 2. Write the words.

gl + ue = glue

bl + ue = \_\_\_\_\_

th + ings = \_\_\_\_\_

st + ings = \_\_\_\_\_

### 3. Circle all the things you glue on your collage.



Name \_\_\_\_\_

Date \_\_\_\_\_

# Count with Bees

KID LIT - LEVEL C

## 1. Read the sentences. Circle the best answer.

A bee has \_\_\_\_\_ eyes.

- a. one
- b. two
- c. five

A bee has \_\_\_\_\_ legs.

- a. two
- b. four
- c. six

A bee has \_\_\_\_\_ wings.

- a. two
- b. four
- c. six

A bee has two \_\_\_\_\_.

- a. antennae
- b. stingers
- c. eyes

## 2. Circle the words that rhyme with *bee*.

three

bed

me

see

eyes

Name \_\_\_\_\_

Date \_\_\_\_\_

# Cow


ZOOZOO ANIMAL WORLD - Level C

## 1. Draw and label 2 kinds of cows.



## 2. Say the word slowly. Write the missing letters.



\_\_ a \_\_ \_



\_\_ \_ \_



\_\_ \_ a \_\_

## 3. Fill in the chart.

Read the word.	Write the word.	Write the word again.
here		
and		

Name \_\_\_\_\_

Date \_\_\_\_\_

# Crayfish

ZOOZOO ANIMAL WORLD - Level C




## 1. Draw and label 2 kinds of crayfish.

	<p>.....</p> <p>.....</p> <p>.....</p> <p>.....</p> <p>.....</p>
--	--

## 2. Fill in the chart.

Read the word.	Write the word.	Write the word again.
can		
be		

## 3. Circle the pictures that start like *crayfish*.





# Dancing Feet

JOY COWLEY EARLY BIRDS - Level C

## 1. Read the questions. Circle the correct answer.

What will chicken, mouse, and bug do with their feet?

- a. They will dance.
- b. They will wiggle.
- c. They will jump.

Why can't the snake dance?

- a. He has no hands.
- b. He likes to hiss.
- c. He has no feet.

What other animal has no feet?

- a. fox
- b. duck
- c. fish

## 2. Make rhyming words with some of these letters.

b            f            h            j            l            m            p

will            \_\_\_ill            \_\_\_ill            \_\_\_ill            \_\_\_ill

# Diego Goes Surfing

KID LIT – LEVEL C

## 1. Read the questions. Circle the best answer.

Where does Diego float?

- a. in the water
- b. on the beach
- c. in the snow

What does Diego ride on?

- a. boat
- b. surfboard
- c. float

## 2. Write the best answer from the story.

paddle

surf

dive

Today is a good day to \_\_\_\_\_.

## 3. Write the words.

fl + oats = floats

b + oats = \_\_\_\_\_

c + oats = \_\_\_\_\_

g + oats = \_\_\_\_\_

# Do You Want to Play?

KID LIT – LEVEL C

## 1. Read the question. Circle the best answer.

What do Cam and Deeb play together?

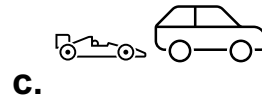
a. cars

b. tag

c. kick the ball

## 2. Read the sentences. Circle the best picture.

Deeb wants to play **cars** with Cam.



Deeb wants to kick the **ball** with Cam.



Cam wants to **dig** with Deeb.



## 3. Write names that rhyme with *Cam*.

P + am = \_\_\_\_\_

S + am = \_\_\_\_\_


T + am = \_\_\_\_\_

# Doctor Tools

KID LIT – LEVEL C

## 1. Read the sentences. Circle the best picture.

**Doctors** check to see if you are well.



A doctor uses this **tool** to check your heartbeat.



A doctor checks your **eyes**.



A doctor checks your **ears**.



## 2. Say and clap the words. Circle the number of parts or claps.

a. heartbeat	1	<u>2</u>
b. tools	1	2
c. check	1	2
d. doctor	1	2

# The Dog in the Deli

JOY COWLEY EARLY BIRDS – Level C

## 1. Read the questions. Circle the correct answer.

What was the dog counting?

- a. cars
- b. people
- c. food

Why did the dog run?

- a. He counted one storekeeper.
- b. He counted two cupcakes.
- c. He counted four fish.

Why did the storekeeper look mad?

- a. The dog did not eat all his food.
- b. The dog made a mess in the deli.
- c. The dog ran away.

How many are three sandwiches and two cupcakes?

- a.  $3 + 2 = 5$
- b.  $3 + 2 = 4$
- c.  $3 + 2 = 6$

## 2. Draw a picture of what you would eat in the deli.

# Drum Play

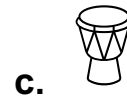

## KID LIT – LEVEL C

### 1. Read the sentences. Circle the best picture.


I play this drum with sticks.




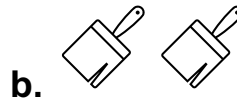
I play this drum with mallets.



I play this drum with my hands.



I play pots with \_\_\_\_\_.




### 2. Write the rhyming words that end in -oon.



spoon



m \_\_\_\_\_



ball \_\_\_\_\_

# Duck and Rabbit Go Fishing

KALEIDOSCOPE COLLECTION – Level C

## 1. Read the questions. Circle the best answer.

Where were Duck and Rabbit?

- a. beach
- b. river**
- c. lake

What did Duck want to do?

- a. fish
- b. play**
- c. swim

What did Rabbit want to do?

- a. fish
- b. play**
- c. swim

How did Duck help Rabbit fish?

- a. He went underwater to get a fish.
- b. He used Duck's fishing pole.**
- c. He called the fish.

## 2. Read the sentences and circle the words that makes sense.

I will ( swim / swimming ) in the lake.

He is ( swim / swimming ) in the lake.

I am ( fish / fishing ) in the lake.

Name \_\_\_\_\_

Date \_\_\_\_\_

# The Family Table

KID LIT - LEVEL C

## 1. Read the sentences. Circle the best answer.

I serve \_\_\_\_\_ to my family.

- a. photos
- b. food
- c. dishes

I take \_\_\_\_\_ with my family.

- a. photos
- b. food
- c. dishes

I pass the \_\_\_\_\_ to my family.

- a. photos
- b. food
- c. dishes

## 2. Write the answer.

I eat with my family at the \_\_\_\_\_.

## 3. Make three words that rhyme with eat using these letters.

**b   h   m   s**

\_\_\_\_\_eat

\_\_\_\_\_eat

\_\_\_\_\_eat



Name \_\_\_\_\_

Date \_\_\_\_\_

# Find a Friend

MY WORLD - Level C

## 1. Draw and label 2 ways you can be a friend.


## 2. Write something you like to do with a friend.

I like to ..... with my friend.

## 3. Fill in the chart.

Read the word.	Write the word.	Write the word again.
play		
with		

Name \_\_\_\_\_

Date \_\_\_\_\_

# Friends Can Be Different

MY WORLD - Level C

**1. Draw you and your friend. Then write a word that tells about you, and a word that tells about your friend.**


**2. Use the index to find the page number for these things:**

fun \_\_\_\_\_

tall \_\_\_\_\_

**3. Fill in the chart.**

Read the word.	Write the word.	Write the word again.
some		
all		
are		

# Frogs Grow

KALEIDOSCOPE COLLECTION – Level C

## 1. Read the questions. Circle the best answers.

What do frog eggs turn into?

- a. tadpoles
- b. little frogs
- c. big frogs

What do tadpoles turn into?

- a. eggs
- b. little frogs
- c. big frogs

What do frogs need to help them live?

- a. trees
- b. rocks
- c. water

## 2. Read the sentences and circle the adjectives that describe frogs.

Here is a mother frog.

They turn into little frogs.

Big frogs live in the pond.

Name \_\_\_\_\_

Date \_\_\_\_\_

# Fun in My Community

MY WORLD - Level D

**1. Draw and label 2 things you like to do in your community.**


**2. Change one letter to make a new word.**



fun



.....

.....

.....

.....

**3. Fill in the chart.**

Read the word.	Write the word.	Write it again.
some		
have		
all		

# Getting Along

KID LIT – LEVEL C

## 1. Read the sentences. Circle all the best answers.

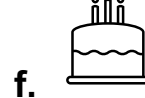
It is not good to \_\_\_\_\_ .

- |         |            |          |
|---------|------------|----------|
| a. yell | b. talk    | c. bully |
| d. grab | e. be kind | f. share |

It is good to \_\_\_\_\_ .

- |              |            |          |
|--------------|------------|----------|
| a. get along | b. talk    | c. bully |
| d. grab      | e. be kind | f. share |

## 2. Circle all the things that are good to share.



## 3. Circle all the things that are not good to share.



Name \_\_\_\_\_

Date \_\_\_\_\_

# Getting Around in the Air

MY WORLD - Level C

**1. Draw and label 2 vehicles that fly in the air.**


**2. Write the letters to make the missing word.**



A helicopter can fly \_\_ \_\_ the air.

**3. Make some new words that rhyme with hot. Then read the words.**

hot

\_\_ o t

\_\_ o t

\_\_ o t

\_\_ o t

# The Giant

JOY COWLEY EARLY BIRDS – Level C

## 1. Read the questions. Circle the correct answer.

Why did the kids run?

- a. The giant had a big plate.
- b. The giant had a big spoon.
- c. The giant had a big shout.

What does the giant look like?

- a. He is big.
- b. He is little.
- c. He is happy.

How do you know the giant likes to eat?

- a. He has a big plate and big cup.
- b. He has a big shout.
- c. He likes to cook.

## 2. Draw a picture of yourself with the giant.

# A Gift for Dad

KID LIT - LEVEL C

## 1. Read the question. Circle the best answer.

Who can't go to the beach?

- a. Mira
- b. Mom
- c. Dad

What did Vivek look for on the beach?

- a. fish
- b. rocks
- c. toys

## 2. Read the sentence. Circle the best picture.

Mira looks for **shells**.



## 3. Circle all the things you see at the beach.





Name \_\_\_\_\_

Date \_\_\_\_\_

# Giti and the Bee

KID LIT - LEVEL C

## 1. Read the sentences. Write the best answer in the blank.

**Giti**

**bee**

The bee is scared of \_\_\_\_\_ .

Giti stares at the \_\_\_\_\_ .

The bee looks at \_\_\_\_\_ .

Giti is scared of the \_\_\_\_\_ .

## 2. Write the answer.

What are **you** scared of?

\_\_\_\_\_

## 3. Draw and color the bee.

# Go Away, Sneezes!

KID LIT – LEVEL C

## 1. Read the sentences and write the answers from the story.

blanket      hugs      socks      soup      sweater

Daddy gives me warm \_\_\_\_\_.

Grandma gives me warm \_\_\_\_\_.

Grandpa gives me a warm \_\_\_\_\_.

Mama gives me a warm \_\_\_\_\_.

They all give me warm \_\_\_\_\_.

## 2. Read the questions. Circle the best answer.

Who has the sneezes?

- a. mama
- b. boy
- c. grandma

Who wants to go out and play?

- a. boy
- b. daddy
- c. grandpa

Name \_\_\_\_\_

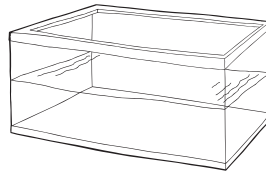
Date \_\_\_\_\_

# Go Fish!

MY WORLD - Level C

## 1. Draw and label something you learned about fish.


## 2. Circle the places fish can live.



## 3. Fill in the chart.

Read the word.	Write the word.	Write it again.
some		
are		
do		

# Go Up, Come Down



KID LIT – LEVEL C

## 1. Read the sentences. Circle the best picture.

I can go **up**.



I can go **down**.



I can go up and down the **hill**.



I can go up and down the **tree**.



I can go up and down the **ride**.



Name \_\_\_\_\_

Date \_\_\_\_\_

# Good Food

KALEIDOSCOPE COLLECTION - Level C

## 1. Circle all the healthy snacks.

candy

carrots

apples

cookies

grapes

cake

pie

omatoes

## 2. Why did the baby cry?

a. She is scared.

b. She is hungry.

c. She is sleepy.

## 3. Circle all the fruit snacks.

carrots

apples

bananas

broccoli

grapes

celery

oranges

beans

## 4. Draw some healthy snacks you like to eat.

Name \_\_\_\_\_

Date \_\_\_\_\_

# Gwen and the Lost Tooth

KID LIT - LEVEL C

## 1. Read the questions. Circle the best answer.

Who lost a tooth?

- a. Gwen
- b. Jen
- c. the doll

Who found the tooth?

- a. Gwen
- b. Jen
- c. Mom

Where was the tooth?

- a. on the cat
- b. on the books
- c. on the doll

What was Jen doing?

- a. playing with the cat
- b. reading a book
- c. playing with the dog

## 2. Draw a tooth.

# Halloween Night

KALEIDOSCOPE COLLECTION - Level C

## 1. Read the sentences. Circle the correct answers.

What do you wear on Halloween night?

- a. hats
- b. costumes
- c. jackets

Who did the pirate see?

- a. mummy
- b. cowboy
- c. dog

Why did everyone run away from the pirate?

- a. They were scared.
- b. They were going home.
- c. They were racing.

## 2. Circle the jack-o'-lantern.



## 3. Draw a picture of what you wear on Halloween.

# Helpers

KALEIDOSCOPE COLLECTION – Level C

## 1. Read the questions. Circle the correct answers.

How does a doctor help?

- a. A doctor helps us get well.
- b. A doctor helps us read.
- c. A doctor helps us get food.

How does a mailman help?

- a. He finds the mail.
- b. He brings us mail.
- c. He reads the mail.

## 2. Complete the sentence.

I am a helper. I help .....

## 3. Read the sentences. Add -er to make new words in the sentences.

I help. I am a helper.

I farm. I am a .....

I read. I am a .....

I teach. I am a .....



Name \_\_\_\_\_

Date \_\_\_\_\_

# Here Comes the Rainstorm

KID LIT - LEVEL C

## 1. Read the questions. Circle the best answer.

What do you see when a storm is coming?

- a. lightning
- b. rainbow

What do you see when the storm is gone?

- a. rainbow
- b. lightning

## 1. Circle the word *rain* in each word.

a. r a i n s t o r m

b. r a i n b o w

c. r a i n d r o p s

## 2. Write the two words you see in each word.

r a i n s t o r m    \_\_\_\_\_

r a i n d r o p s    \_\_\_\_\_

r a i n b o w    \_\_\_\_\_

# Hilda Hen

KALEIDOSCOPE COLLECTION – Level C

## 1. Read the questions. Circle the correct answers.

How many eggs did Hilda have?

- a. two eggs
- b. four eggs
- c. five eggs

Where do chicks come from?

- a. eggs
- b. cows
- c. pigs

Why did the eggs hatch?

- a. The eggs got big.
- b. Hilda sat and sat and sat on them.
- c. Hilda broke them.

Where does this story take place?

- a. zoo
- b. store
- c. farm

## 2. Read the words. Circle the words that make the short *a* sound.

and

had

sat

a

ate

## 3. Read the words. Circle the words that make the short *i* sound.

Hilda

chicks

five

I


it

# Hit, Tap, Bang

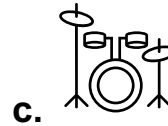
KID LIT – LEVEL C

## 1. Read the sentences. Circle the best picture.

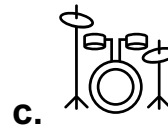
Tap the little drum.



Hit the big drum.



Bang the drum set.



## 3. Use letters to make rhyming words.

b      c      g      h      n      p      r      s

  b  ang

      ang

      ang

  t  ap

      ap

      ap

  h  it

      it

      it

Name \_\_\_\_\_

Date \_\_\_\_\_

# Horse

ZOOZOO ANIMAL WORLD - Level C

## 1. Draw and label 2 things horses can do.


## 2. Circle the pictures that start like horse.



## 3. Fill in the chart.

Read the word.	Write the word.	Write the word again.
can		
be		

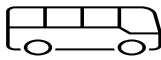
# How Much Longer?

KID LIT – Level C

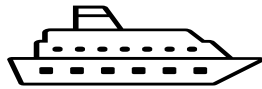
1. Draw a racetrack.

2. Make the racetrack longer.

3. Read the sentences. Write the best answer.



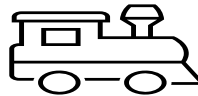
bus



ship

The \_\_\_\_\_ is long.

The \_\_\_\_\_ is longer.



train



car



truck

The \_\_\_\_\_ is long.

The \_\_\_\_\_ is longer.

4. Read the words and circle the answer.

a. Circle the word **long**.

l o n g e r

b. Circle the word **race**.

r a c e t r a c k

c. Circle the word **track**.

r a c e t r a c k

# I Want to Ice Skate

KID LIT - LEVEL C

## 1. Read the questions. Circle the best answer.

Why does the girl want to ice skate?

- a. It is hard.
- b. The kids are having fun.
- c. Mom can skate.

Why does the girl not want to ice skate?


- a. It is hard.
- b. The kids are having fun.
- c. It is fun.

Who is having fun ice skating?

- a. the girl
- b. Mom
- c. the kids

## 2. Circle the ice skate.

a.



b.



c.



## 3. Write the answer.

Can **you** ice skate? \_\_\_\_\_

# In Class

KID LIT - LEVEL C

**1. Read the sentences. Circle the best answer.**

When students share, they are \_\_\_\_\_.

- a. doing well in class
- b. not doing well in class

When students are not listening, they are \_\_\_\_\_.

- a. doing well in class
- b. not doing well in class

When students tidy up, they are \_\_\_\_\_.

- a. doing well in class
- b. not doing well in class

**2. Read the sentence. Circle *all* the best answers.**

**I** do well in class. **I** \_\_\_\_\_.

- a. listen
- b. tidy up
- c. share
- d. help
- e. play

Name \_\_\_\_\_

Date \_\_\_\_\_

# It Is Your Turn

KID LIT - LEVEL C

## 1. Read the sentences. Circle the best answer.

Raj and Rita are taking \_\_\_\_\_.

- a. bugs
- b. turns
- c. leaves

When Rita is playing, Raj is \_\_\_\_\_.

- a. watching
- b. talking
- c. playing

When Raj is playing, Rita is \_\_\_\_\_.

- a. playing
- b. talking
- c. watching

Who does not like bugs?

- a. Rita
- b. Raj

## 2. Write the answer.

Who do **you** take turns with? \_\_\_\_\_.



# Judy Visits the Doctor

KID LIT – LEVEL C

## 1. Read the sentences. Circle the best answer.

The \_\_\_\_\_ checks Judy's eyes.

- a. doctor
- b. Judy
- c. heart




\_\_\_\_\_ checks the doctor's ears.

- a. Doctor
- b. Judy
- c. Heart

The doctor checks Judy's \_\_\_\_\_.

- a. doctor
- b. Judy
- c. heart

What did Judy's doctor check?

- a. 
- b. 
- c. 

# Let's Go, Bears!

KID LIT – LEVEL C

## 1. Read the sentences. Circle the best answer.

The Bears play basketball.



The Bears are a \_\_\_\_\_.

a. band

b. team

c. class

The Bears \_\_\_\_\_ the basketball.

a. cut

b. kick

c. bounce

Shoot the basketball into the \_\_\_\_\_.

a. water

b. basket

c. car

## 2. Write *yes* or *no*.

Do you play on a team? \_\_\_\_\_

Do you play basketball? \_\_\_\_\_

Name \_\_\_\_\_

Date \_\_\_\_\_

# Let's Go to the Pool!

KID LIT - LEVEL C

## 1. Read the sentences. Circle the best answer.

Corbin is a \_\_\_\_\_.

- a. dog
- b. boy
- c. girl

Corky is a \_\_\_\_\_.

- a. dog
- b. boy
- c. girl

Corky and Corbin go the \_\_\_\_\_.

- a. beach
- b. park
- c. pool

Corky wants to \_\_\_\_\_.

- a. splash
- b. float
- c. dive

## 2. Write the answer.

What do **you** like to do at the pool? \_\_\_\_\_

# The Line-Up Train

KID LIT - LEVEL C

## 1. Read the questions. Circle the best answer.

Who will lead the class out the door?

- a. The boy will lead.
- b. Mae will lead.
- c. The teacher will lead.

How many cars are on the line-up train?

- a. two cars
- b. three cars
- c. four cars

How many kids are in the class?

- a. two
- b. three
- c. four

What word in the story rhymes with **door**?

- a. four
- b. train
- c. out

Name \_\_\_\_\_

Date \_\_\_\_\_

# Little Rabbit's Story

JOY COWLEY EARLY BIRDS - Level C

## 1. Read the questions. Circle the correct answer.

When did Little Rabbit ask his dad for a story?

- a. in the morning when he woke up
- b. at night before he went to bed
- c. at playtime

How did the rabbits feel in the story?

- a. sleepy
- b. happy
- c. hungry

Who went to sleep after the story?

- a. Dad
- b. Little Rabbit
- c. Dad and Little Rabbit

## 2. Circle all the words with the long e vowel sound.

please

tell

me

next

went

sleep

he

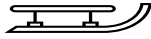
# Long and Short

KID LIT – LEVEL C

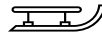
## 1. Read the sentences. Circle the best picture.

This sled is **long**.

a.

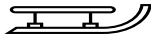


b.

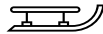


This sled is **short**.

a.



b.



This fish is **short**.

a.



b.



## 2. Make rhyming words with these letters.

f      p      s      sp

short

\_\_\_\_ort

\_\_\_\_ort

\_\_\_\_ort

## 3. Draw the pictures.

Draw short icicle.

Draw long icicle.

Draw short fishing pole.

Draw long fishing pole.

Name \_\_\_\_\_

Date \_\_\_\_\_

# Look at the Rainbows

KID LIT - LEVEL C

## 1. Read the question. Circle the best answer.

Where can you see a rainbow?

- a. in the dark
- b. in the sky
- c. in a storm

## 2. Write the answers.

Write the two words you see in the compound words.

rainbow \_\_\_\_\_

waterfall \_\_\_\_\_

Write the names of three colors in a rainbow.

\_\_\_\_\_

## 3. Draw and color a rainbow.

# The Lost Book

KID LIT – Level C

## 1. Read the questions. Circle the best answer.

What is lost?

- a. backpack
- b. book
- c. lunch

Where is Prisha?



- a. home
- b. school
- c. park

Who had the book?

- a. mom
- b. Prisha
- c. brother

## 2. Read the sentences. Circle the best picture.

Where did Prisha look first for her book?



Where was the book?





# Monkey Walk

JOY COWLEY EARLY BIRDS - Level C

## 1. Read the questions. Circle the correct answer.

How will the monkeys go down the path?

- a. walk
- b. jump
- c. run

How will the monkeys get over the river?

- a. walk
- b. jump
- c. run

Why did the monkeys run?

- a. They saw a fish.
- b. They saw a frog.
- c. They saw a big crocodile.

Monkeys see a tree.

- a. They will climb.
- b. They will run.
- c. They will walk.

## 2. Draw three monkeys in a tree.

# Move Like an Animal

KID LIT – LEVEL C

## 1. Read the sentence. Circle the best picture.

I can walk like a **bear**.


a.



b.



c.



I can stomp like an **elephant**.

a.



b.



c.



I can jump like a **kangaroo**.

a.



b.



c.



I can crawl like a **crab**.

a.



b.



c.



I can hop like a **frog**.

a.



b.



c.



## 2. Finish the sentence about yourself.

I can \_\_\_\_\_ like a \_\_\_\_\_.

# My Head Is Sore

JOY COWLEY EARLY BIRDS - Level C

## 1. Read the questions. Circle the correct answer.

Who had a sore head?

- a. Fox
- b. Rabbit
- c. Chick


Who wanted to help Chick?

- a. Fox
- b. Mouse
- c. Duck

Why is Chick's head better?

- a. Rabbit kissed his head.
- b. He was afraid of Fox.
- c. Duck helped him.

## 2. What made Chick's head sore? Circle the best answer.



# My Loose Tooth

KALEIDOSCOPE COLLECTION - Level C

## 1. Read the questions. Circle the best answer.

What did the boy try first to get his tooth out?

- a. eat food
- b. wiggle it
- c. brush it

What did his mother tell him to do?

- a. eat food
- b. wiggle it
- c. brush it


What made the loose tooth come out?

- a. potatoes
- b. apple
- c. peas

What kind of food helps a loose tooth come out?

- a. soft
- b. hot
- c. hard

## 2. Circle the soft foods the boy ate.



Name \_\_\_\_\_

Date \_\_\_\_\_

# My New School

KID LIT - LEVEL C

## 1. Read the questions. Circle the best answer.

Where is the boy?

- a. home
- b. new school
- c. old school

## 2. Read the question. Circle *all* the best answers.

What does the boy like in his classroom?

- a. new food
- b. new desk
- c. new chair
- d. new books
- e. new backpack

Who does the boy like?

- a. new teacher
- b. new friends
- c. new dog

## 3. Write the answers.

What does the boy like? "I like my \_\_\_\_\_ classroom"

# Nature Walk

KID LIT – LEVEL C

## 1. Read the sentences from the story. Circle the best picture.

I see a small **mouse**.

a.



b.



c.



I see a big **deer**.

a.



b.



c.



I see a big **fish**.

a.



b.



c.



I see a small **lizard**.

a.



b.



c.



I do not love them at all!

a.



b.



c.



## 2. Circle all the animals *you* love.



Name \_\_\_\_\_

Date \_\_\_\_\_

# Nature's Friends

MY WORLD - Level C

**1. Draw and label 2 ways you can be a friend to nature.**


**2. What do you like to do outside in nature? Draw and label a picture.**


**3. Fill in the chart.**

Read the word.	Write the word.	Write it again.
can		
we		
be		

# Nico and Nana Go to the Beach

KID LIT - LEVEL C

## 1. Read the questions. Circle the best answer.

Where is Nico putting things?

- a. cooler
- b. car
- c. house

Who is going to the beach with Nico?

- a. Mom
- b. Dad
- c. Nana

## 2. Read the sentences. Circle the best picture.

Nana asks Nico to put the hats in the car.



Nana asks Nico to put the umbrella in the car.



Nana asks Nico to put the sand toys in the car.



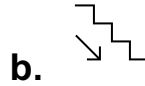


# Oh No!

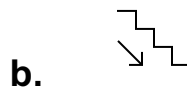
## KID LIT – LEVEL C

### 1. Read the sentences. Circle the best picture.

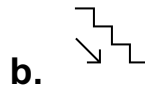
Mak runs up.



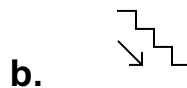
Jin runs down.



Jin runs up.



Mak runs down.



### 2. Write the answers in the sentences.

Mak

Jin

\_\_\_\_\_ looks up and sees Jin.

\_\_\_\_\_ looks down and sees Mak.

Mak looks down and sees \_\_\_\_\_.

Jin looks down and sees \_\_\_\_\_.

Name \_\_\_\_\_

Date \_\_\_\_\_

# On a Boat

MY WORLD - Level D

**1. Draw and label 2 things some boats have.**


**2. Draw and label 2 things all boats have.**


**3. Fill in the chart.**

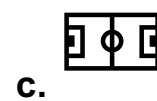
Read the word.	Write the word.	Write it again.
some		
all		
have		

# On the Court

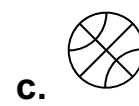
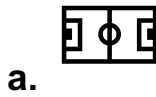
KID LIT – LEVEL C

## 1. Read the sentences. Circle the picture that matches the bold word.

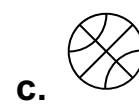
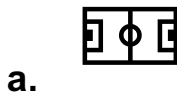
On the court, the players shoot at the **net**.



On the court, the players jump for the **ball**.



On the **court**, the players dribble the ball.



## 2. Circle the best answer.

What game are the players playing?

a. football

b. baseball

c. basketball

The players listen to the \_\_\_\_\_.

a. coach

b. ball

c. net

Name \_\_\_\_\_

Date \_\_\_\_\_


# On the Farm

MY WORLD - Level C

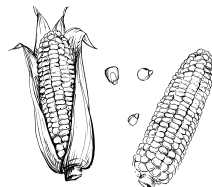
## 1. Draw and label 3 animals on the farm.


## 2. Draw and label 2 things on a farm that are NOT alive.


## 3. Fill in the letters to make a word.



\_\_\_ \_ \_



\_\_\_ o \_\_\_ \_



\_\_\_ \_ \_



\_\_\_ i \_\_\_ \_

# Out at Night

KID LIT - LEVEL C

## 1. Read the question. Circle the best answer.

What glows at night?

- a. cricket
- b. firefly
- c. fox

What shines at night?

- a. moon
- b. owl
- c. bat

What chirps at night?

- a. bat
- b. raccoon
- c. cricket

## 2. Read the sentence. Circle the best picture.

An owl comes out at night.

- |    |   |    |   |    |   |
|----|---|----|---|----|---|
| a. |  | b. |  | c. |  |
|----|---|----|---|----|---|

A bat comes out at night.

- |    |   |    |   |    |   |
|----|---|----|---|----|---|
| a. |  | b. |  | c. |  |
|----|---|----|---|----|---|

Name \_\_\_\_\_

Date \_\_\_\_\_

# Party Snacks

KID LIT - LEVEL C

## 1. Read the question. Circle the best answer.

What does Ben do at his party?

- a. play
- b. eat
- c. sing

## 2. Read the sentences. Circle the best answer.

Ben does not like \_\_\_\_\_ .

- a. tummy aches
- b. chips
- c. popcorn

The party snacks are \_\_\_\_\_ .

- a. bad
- b. yucky
- c. yummy

Ben eats lots of \_\_\_\_\_ at the party.

- a. hot dogs
- b. snacks
- c. pizza

# Planets

KALEIDOSCOPE COLLECTION - Level C

## 1. Read the questions. Circle the best answers.

Which planets are blue?

- a. Mars and Earth
- b. Neptune and Uranus**
- c. Venus and Jupiter

Which planet is red?

- a. Mars
- b. Venus**
- c. Neptune

Which planet is small and close to the sun?

- a. Earth
- b. Mercury**
- c. Saturn

Which planet is our home?

- a. Earth
- b. Mercury**
- c. Saturn

## 2. Draw and color these planets.

Saturn	Neptune
--------	---------

# Playing Sports

KID LIT - LEVEL C

## 1. Read the questions. Circle the best answer.

In soccer, I \_\_\_\_\_ the ball.

- a. throw
- b. kick
- c. carry

In basketball, I \_\_\_\_\_ the ball.

- a. kick
- b. shoot
- c. carry

It's fun to play football with my \_\_\_\_\_.


- a. friends
- b. pets
- c. mom

## 2. Read the sentences. Circle the best picture.

I can carry the football when I play with my friends.



It's fun to play basketball with my friends.





Name \_\_\_\_\_


Date \_\_\_\_\_

# Polar Bear

ZOOZOO ANIMAL WORLD - Level C

**1. Draw and label 2 places a polar bear goes.**


**2. Circle the words that start like *polar*.**



**3. Fill in the chart.**

Read the word.	Write the word.	Write the word again.
where		
the		
in		

# A Powwow Dancer

KID LIT - LEVEL C

## 1. Read the questions. Circle the best answer.

Who does the girl dance for?

- a. tribe
- b. friends
- c. family

Where does the girl dance?

- a. school
- b. powwow
- c. home

What does the girl celebrate?

- a. friends
- b. joy
- c. life

## 2. Write the best answer in the blanks.

**drum   friends   circle**

I dance with my \_\_\_\_\_ .

I can dance to the beat of the \_\_\_\_\_ .

I can dance in a \_\_\_\_\_ .

# Put It Away

KID LIT – LEVEL C

## 1. Read the sentences. Circle the best picture.

I put my **plate** in the washer.



I put my **towel** on the hook.



I put my **shirt** on the shelf.



I put my lunch in the **bag**.



I put my **jacket** in the closet.



## 2. Write the words.

a + way = \_\_\_\_\_

my + self = \_\_\_\_\_

# Radar and Grandpa

KALEIDOSCOPE COLLECTION - Level C

## 1. Read the questions. Circle the best answers.

Who is Radar?

- a. Grandpa's dog
- b. Grandpa's cat
- c. Grandpa's friend

What do Grandpa and Radar both like to do?

- a. walk
- b. nap
- c. jump

What does Radar like to do?

bark                      walk                      jump                      go home                      nap

How do Grandpa and Radar look when they get home?

- a. tired
- b. mad
- c. happy

## 2. Write *-ing* to complete the words. Read the words.

jump.....

bark.....

walk.....

look.....

sleep.....

talk.....

Name \_\_\_\_\_

Date \_\_\_\_\_

# A Rainbow of Colors

KID LIT - LEVEL C

## 1. Read the sentences. Circle the best answer from the story.

There are \_\_\_\_\_ leaves on the tree.

- a. yellow
- b. green
- c. red

There are \_\_\_\_\_ bugs on the wall.

- a. yellow
- b. blue
- c. red

There are \_\_\_\_\_ bees on the wall.

- a. yellow
- b. green
- c. red

There are \_\_\_\_\_ birds on the branch.

- a. blue
- b. green
- c. red

## 2. Write the answer.

What are your favorite colors? \_\_\_\_\_

Name \_\_\_\_\_

Date \_\_\_\_\_

# Reptiles


MY WORLD - Level C

## 1. Draw and label 2 kinds of reptiles.



## 2. Write the first letter of each animal name.



\_nake



\_urtle





\_inosaur



\_izard

## 3. Circle the pictures that start the same way as lizard.



# Rocks

KALEIDOSCOPE COLLECTION – Level C

## 1. Read the questions. Circle the best answers.

Where are the big rocks on page 2?

- a. in the sand
- b. in the grass
- c. on the hill

How many small rocks do you see on page 3?

- a. five
- b. six
- c. seven

How many rocks have lines on page 6?

- a. two
- b. three
- c. four

What kind of rocks do you like?

rocks with spots    white    rocks with lines    rocks with holes    black

## 2. Draw a picture of big and small rocks.

Name \_\_\_\_\_

Date \_\_\_\_\_

# Rules at the Pool

KID LIT - LEVEL C

## 1. Read the questions. Circle the best answer.

What should you follow at the pool?

- a. friends
- b. rules

How should you walk at the pool?

- a. slowly
- b. fast
- c. silly

What should you wear at the pool?

- a. swimsuit
- b. shorts
- c. towel

How should you jump at the pool?

- a. slowly
- b. nicely
- c. safely

## 2. Write two words do you see in *swimsuit*.

\_\_\_\_\_



# Rupert Likes to Play

KALEIDOSCOPE COLLECTION - Level C

## 1. Read the questions. Circle the best answers.

What does Rupert like to do?

- a. run
- b. bark
- c. play

What does Rupert play with?

toy monkey      shoes      baseball      football      friend

Who is Oliver?

- a. Rupert's brother
- b. Rupert's friend
- c. Rupert's pet

What are Rupert and Oliver?

- a. boys
- b. monkeys
- c. dogs

## 2. Draw a picture of Rupert and Oliver.

# The Safe Spot

KID LIT – LEVEL C

## 1. Read the questions. Circle the best answer.

What game do the kids want to play?

a. tag

b. swing

c. slide

What do all the kids want to pick?

a. tree

b. safe spot

c. swing

How many kids want to play a game?

a. two

b. three

c. four

## 2. Circle two safe spots.



## 3. Write the words that rhyme.

name

sick

mother

ring

day

swing

\_\_\_\_\_

brother

\_\_\_\_\_

game

\_\_\_\_\_

play

\_\_\_\_\_

pick

\_\_\_\_\_

# Slime Time!

KID LIT – LEVEL C

## 1. Read the sentences from the story. Circle the best answer.

She can \_\_\_\_\_ the slime.

a. slime

b. squeeze

c. sneeze

He can see through the \_\_\_\_\_.

a. stretch

b. slime

c. squeeze

They can \_\_\_\_\_ the slime.

a. squish

b. slime

c. sneeze

She can \_\_\_\_\_ the slime.

a. stop

b. slime

c. stretch

## 2. Use the letters to write words that rhyme.

d    l    t

sl i m e    \_\_\_\_\_ ime    \_\_\_\_\_ ime    \_\_\_\_\_ ime

f    m    p    r

c a n    \_\_\_\_\_ an    \_\_\_\_\_ an    \_\_\_\_\_ an

# Smile

JOY COWLEY EARLY BIRDS – Level C

## 1. Read the questions. Circle the correct answer.

Why can't Chickie smile?

- a. He is not happy.
- b. He cannot open his mouth.
- c. He has a beak, and beaks don't smile.

What does Chickie do when he is happy?

- a. Smile
- b. Say, "Cheep, cheep, cheep!"
- c. Jump up and down.

## 2. Read the sentence. Circle the contraction that means the same.

Chickie did not smile.

- a. Chickie don't smile.
- b. Chickie didn't smile

You do not smile.

- a. You don't smile.
- b. You didn't smile.

## 3. Read the question. Circle the best answer.

What do you think dogs do when they are happy?

- a. wag their tail
- b. show their teeth
- c. growl

Name \_\_\_\_\_

Date \_\_\_\_\_

# Snake

ZOOZOO ANIMAL WORLD - Level C

## 1. Draw and label 2 kinds of snakes.


## 2. Circle the best answer.

The green snake looks like a .....

## 3. Fill in the chart.

Read the word.	Write the word.	Write the word again.
see		
like		
you		

Name \_\_\_\_\_

Date \_\_\_\_\_

# The Snow Fort

KID LIT - LEVEL C

## 1. Read the questions. Circle the best answer.

What is the boy building?

- a. snowman
- b. snowball
- c. snow fort

What did the boy ask for?

- a. help
- b. shovel
- c. snow

Who helped lift the snow?

- a. friend
- b. dad
- c. sister

Who helped shovel the snow?

- a. friend
- b. dad
- c. sister

Name \_\_\_\_\_

Date \_\_\_\_\_

# Socks

KALEIDOSCOPE COLLECTION - Level C

## 1. Read the questions. Circle the best answers.

What color are Mom's socks?

- a. red
- b. pink
- c. blue

How many socks do you need?

- a. one
- b. two
- c. four

What do you put on after your socks?

- a. shoes
- b. shirt
- c. hat

Who is wearing socks that don't come off?

- a. dog
- b. cat
- c. dad

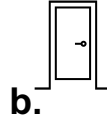

## 2. Draw and color your socks and the socks of the little sister in the book.

# Sticky Slime!

KID LIT – LEVEL C

## 1. Read the sentences. Circle the best picture.

The purple slime sticks to the **door**.




The green **slime** sticks to the ceiling.




## 2. Color the slime.


Color the green slime.



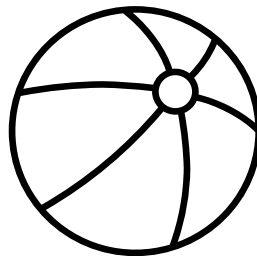
Color the purple slime.



Color the pink slime.



## 3. Color slime sticking to the ball.





# The Storm

KID LIT - LEVEL C

## 1. Read the questions. Circle the best answers.

Where are **all** the scary things in the story?

- a. ground
- b. clouds
- c. sky
- d. outside
- e. waves

What is **not** scary in the story?

- a. sky
- b. rainbow
- c. waves

Was the storm scary?

- a. no
- b. yes

## 2. Read the question. Write the answer.

What do you think is scary?

---

# Summer Berries

KID LIT – LEVEL C

## 1. Read the sentences. Circle the best answer.

Chokecherries and currant berries are \_\_\_\_\_ berries.

- a. summer
- b. spring
- c. winter

Chokecherries and currant berries are \_\_\_\_\_ berries.


- a. big and round
- b. small and round
- c. small and square

Chokecherries and currant berries are \_\_\_\_\_.


- a. blue
- b. black
- c. purple

## 2. Color the berries.


Color the chokecherries.



Color the strawberries.



Color the currant berries.



# Summer Plans

KID LIT - LEVEL C

## 1. Read the questions. Circle the best answer.

Why is school out?

- a. It is the weekend.
- b. It is summer.
- c. It is raining.

Why can't we go out?

- a. It is the weekend.
- b. It is summer.
- c. It is raining.

## 2. Read the sentences. Write in the letter to finish the words.

**b   p   w**

We can go to the \_\_\_\_\_ool.

We can go to the \_\_\_\_\_ater park.

We can go to the \_\_\_\_\_each.

We can go to the \_\_\_\_\_ark.

# Sun, Surf, and Sand

KID LIT - LEVEL C

## 1. Read the questions. Circle the best answer.

Where do we nap at the beach?

- a. in the surf
- b. in the car
- c. on the sand

Where do we play at the beach?

- a. in the car
- b. on the sun
- c. in the sand

Where do we swim at the beach?

- a. in the surf
- b. on the sun
- c. in the sand

## 2. Read the question. Circle *all* the best answers.

What do **you** love to do at the beach?

- |                     |                     |
|---------------------|---------------------|
| a. swim in the surf | d. play in the sand |
| b. play in the surf | e. play in the sun  |
| c. nap in the sand  |                     |

# Taking Turns

KID LIT – LEVEL C

## 1. Read the sentences. Circle the best picture.


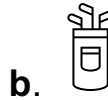
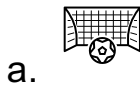
We take turns using the **hammer**.



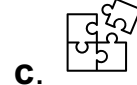
We take turns using the **whisk**.



We take turns **playing basketball**.



We take turns **playing cards**.



## 2. Circle the *ing* in the words.

playing

using

going

swing

taking

# Tall and Small


KID LIT – LEVEL C

## 1. Read the sentences. Circle the best picture.



This tree is so tall.





This flower is so small.



These trees are so tall and small.



## 2. Draw the pictures.

<p>Draw a tall .</p>	<p>Draw a small .</p>
---	--

## 3. Find and write two words from the story that end in *all*.

all

\_\_\_\_\_ all

\_\_\_\_\_ all

Name \_\_\_\_\_

Date \_\_\_\_\_

# Time for Lunch

ZOOZOO STORYTELLERS - Level C

## 1, Read the questions. Circle the correct answer.

Who eats bugs?

- a. Emma
- b. Ferdinand**
- c. Max

Who eats cabbage?

- a. Emma
- b. Ferdinand**
- c. Max

Who eats bananas?

- a. Emma
- b. Ferdinand**
- c. Max

Circle all the things that tell time.



## 2. Draw a picture of what you eat for lunch.

# Too Slippery

KID LIT - LEVEL C

## 1. Read the questions. Circle the best answer.

What is too slippery?

- a. hill
- b. snow
- c. sled

What can we do on the hill?

- a. walk
- b. rest
- c. crawl

What makes the hill slippery?

- a. snow
- b. wind
- c. rain

What word rhymes with **snow**?

- a. too
- b. no
- c. on



Name \_\_\_\_\_

Date \_\_\_\_\_



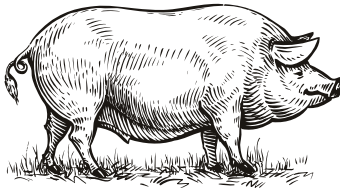

# Trouble with Friends

MY WORLD - Level C

**1. Draw and write about a time you had trouble with a friend.**

	<p>.....</p> <p>.....</p> <p>.....</p> <p>.....</p>
--	---

**2. Circle the pictures that start like *friend*.**



**3. Fill in the chart.**

Read the word.	Write the word.	Write it again.
do		
get		
not		

# Trucks

KALEIDOSCOPE COLLECTION – Level C

## 1. Read the questions. Circle the best answers.

What color is the short truck?

- a. red
- b. blue
- c. yellow

What color is the fast truck?

- a. red
- b. blue
- c. yellow

What kind of trucks does the boy like?

- a. big trucks
- b. small trucks
- c. all trucks

## 2. Draw and color your favorite truck.

# Trucks, Trucks, Trucks!

KALEIDOSCOPE COLLECTION - Level C

## 1. Read the questions. Circle the correct answers.

What is a trash truck's job?

- a. It picks up trash.
- b. It finds trash.
- c. It makes trash.

What is a fire truck's job?

- a. It makes fires.
- b. It helps fire fighters fight fires.
- c. It finds firewood.

## 2. Circle the words that have the same ow sound as the bolded word.

**plow**

cow

snow

now

how

**snow**

tow

row

low

how

## 3. Draw a truck that has a job.

Name \_\_\_\_\_

Date \_\_\_\_\_

# Up and Down

MY WORLD - Level C

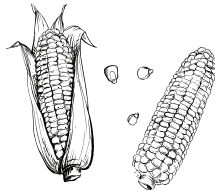
## 1. Draw and label 2 plants that grow up.


## 2. Draw and label 2 plants that grow down.


## 3. What do you hear at the beginning? Write that letter.



\_ lower



\_ orn



\_ omato



\_ pple

# Up with the Sun

KID LIT - LEVEL C

## 1. Read the sentence. Circle the best answer.

The \_\_\_\_\_ is still up at the end of the story.

- a. girl
- b. sun
- c. cat

## 2. Read the questions. Circle the best answer.

When did the little girl go to sleep?

- a. When the sun was up.
- b. When the moon was up.
- c. When the sun went down.

What did the little girl do?

- a. swing
- b. sing
- c. read

What word rhymes with **sun**?

- a. ran
- b. fun
- c. up

Name \_\_\_\_\_

Date \_\_\_\_\_

# Visiting the Dentist

KID LIT - LEVEL C

## 1. Read sentences. Circle the best answer.

The dentist tells me to \_\_\_\_\_ up and down.

- a. rinse
- b. brush
- c. floss

The dentist tells me to \_\_\_\_\_ in and out.

- a. rinse
- b. brush
- c. floss

The dentist tells me to \_\_\_\_\_ and spit.

- a. rinse
- b. brush
- c. floss

The \_\_\_\_\_ tells me to smile.

- a. boy
- b. girl
- c. dentist

## 2. Circle the *all* the things you do to your teeth.

brush my teeth

floss my teeth

rinse my teeth

# We Are Friends

KID LIT – LEVEL C

## 1. What do you like to do? Circle *yes* or *no*.

I like to speak very loudly.                      yes                      no

I like to speak very softly.                      yes                      no

I like to walk really slowly.                      yes                      no

I like to walk really fast.                      yes                      no

## 2. Add *-ly* to the words.

slow + ly = \_\_\_\_\_                      real + ly = \_\_\_\_\_

loud + ly = \_\_\_\_\_                      soft + ly = \_\_\_\_\_

## 3. Write the compound words.

every + thing = \_\_\_\_\_

every + one = \_\_\_\_\_

every + day = \_\_\_\_\_

# Wet, Wet, Wet

KALEIDOSCOPE COLLECTION - Level C

## 1. Read the questions. Circle the best answers.

Where are the girls and the dogs?

- a. at home
- b. in the park
- c. at the fish pond

What happened to Little Buddy?

- a. Big Roy pushed him into the pond.
- b. He jumped into the pond.
- c. He ran into the pond.

What does Little Buddy do when he is wet?

- a. runs
- b. shakes himself
- c. barks

What do the girls like to do when they get wet?

- a. shake
- b. jump
- c. run

## 2. Read the words and circle the ones with the short *i* sound.

little

like

big

fish

is

## 3. Read the words and circle the ones with the short *u* sound.

Buddy

jumps

out

but

you



Name \_\_\_\_\_

Date \_\_\_\_\_

# What Do You Want to Do?

KID LIT - LEVEL C

## 1. Read the questions. Write what *you* want to do. Yes or No

Do you want to go swimming? \_\_\_\_\_.

Do you want to ride bikes? \_\_\_\_\_.

Do you want to go to the park? \_\_\_\_\_.

Do you want to kick the ball? \_\_\_\_\_.

Do you want to play cards? \_\_\_\_\_.

## 2. Circle the two best answers.

What words rhyme with **you**?

do      go      to

What words rhyme with **ball**?

all      tall      want

What words rhyme with **bikes**?

bakes      likes      hikes

Name \_\_\_\_\_

Date \_\_\_\_\_

# What Is a Friend?

KALEIDOSCOPE COLLECTION - Level C

## 1. Read the questions. Circle the best answers.

What does a friend do with toys?

- a. keeps
- b. shares
- c. hides

Who does a friend do when you talk?

- a. listens
- b. runs
- c. sings

Who plays with you?

- a. toys
- b. games
- c. friends

## 2. Write the name of your friend and draw a picture of you and your friend.

My friend is ..... .

# What Is the Teacher Doing?

KALEIDOSCOPE COLLECTION - Level C

## 1. Read the questions. Circle the best answers.

Why was the teacher in the post office?

- a. shopping
- b. mailing letters
- c. working

Why was the teacher in the party store?

- a. working
- b. playing
- c. shopping


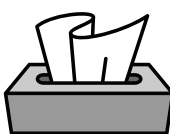
Who was the teacher baking cookies for?

- a. children
- b. friends
- c. teachers

Why did the teacher say, "Welcome to school!"

- a. It was party day.
- b. It was the first day of school.
- c. It was her birthday.

## 2. Circle the things the teacher got at the party store for her class.



# What Will the Doctor Do?


KID LIT – LEVEL C

## 1. Read the sentences from the story. Circle the best picture.

The doctor will look in your **ears**.



The doctor will look in your **eyes**.



## 2. Read the questions about the story. Circle *yes* or *no*.

Did the doctor look at his height?      yes      no

Did the doctor look at his weight?      yes      no

Did the doctor look at her teeth?      yes      no

Did the doctor look in his nose?      yes      no

Did the doctor look in her mouth?      yes      no

## 3. Answer the question.

Do you like to go to the doctor? \_\_\_\_\_

Name \_\_\_\_\_

Date \_\_\_\_\_

# Wishy-Washy Ice Cream

JOY COWLEY EARLY BIRDS - Level C

## 1. Read the questions. Circle the correct answer.

Why did the animals and Mrs. Wishy-Washy run?

- a. They were running home
- b. They were having a race.
- c. They were running to the ice cream van.

How did Mrs. Wishy-Washy and the animals look when they got to the ice cream van?

- a. They were sad.
- b. They were happy.
- c. They were surprised.

## 2. Read the words. Make new rhyming words

plop

slop

clop

flop

..... op

..... op

..... op

ran

van

..... an

..... an

..... an

# Wishy-Washy Sleep

JOY COWLEY EARLY BIRDS - Level C

## 1. Read the questions. Circle the correct answer.

How do you know the animals did not like baths?


- a. They said they were asleep.
- b. They ran away.
- c. They hid in the barn.

Why did the animals wake up?


- a. To take a bath
- b. To work
- c. To eat food

## 2. Draw a happy or sad face to describe how you feel.


I like to take a bath.



I like to sleep.



I like to eat.

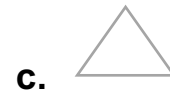
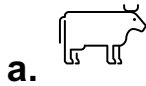


# Yoga Poses


KID LIT – LEVEL C

## 1. Read the sentences. Circle the best picture.

This boy is doing a **dog** pose.



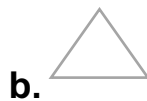
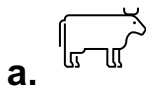
This girl is doing a **cow** pose.



This girl is doing a **triangle** pose.



This girl is doing a **tree** pose.



## 2. Write the words that rhyme with *pose*.



\_\_\_\_ o s e



\_\_\_\_ o s e

## 3. Answer the question with *yes* or *no*.

Do you do yoga? \_\_\_\_\_

# You Can Help

KID LIT - LEVEL C

## 1. Read the sentences. Circle the best picture.

You can help water the plants.



You can help wash the car.



## 2. Read the sentences. Circle the best answer.

You can help \_\_\_\_\_ the chalkboard.

- a. make
- b. set
- c. clean

You can help \_\_\_\_\_ the bed.

- a. make
- b. set
- c. wipe

## 3. Write the answer.

How can **you** help? \_\_\_\_\_